

Kitchens and Cupboards



A new kitchen for less than you thought possible

Interested... read on!

You select from our range of quality kitchen cabinets. Choose between economical Gloss White with its sleek appeal or choose from one of our nine standard Melteca colours. Please note that other colours can also be supplied on request.

Choose from our selection of handles to complement your unit.

Top this off with one of our 9 stunning award winning European benchtops and you will have a kitchen to be proud of at a cost you can afford!

Features

All units fully assembled.*

Scratch and stain resistant Melteca construction.

Tough 2mm PVC edging to doors and drawer fronts, really takes the knocks.

Fully adjustable European concealed hinges.

Smooth roller steel sided drawers.

Height adjustable legs on base units and tall units* make levelling at installation a breeze.

Our benchtops are available in 9 fashion colours - supplied ready for your install with sink insert fitted.

Our kitchen design page makes planning your kitchen a breeze! Or alternately if you would prefer help designing your new kitchen, come into one of our showrooms and our friendly sales people will assist you with the design and advice.

*All units fully assembled with the exception of the walk in corner pantry which comes as a kitset. As it is walk in it does not have a base or height adjustable legs due to the large size of this unit.



Adjustable Legs (standard)

*Toekicks can be attached using the clips provided or with screws / building adhesive at these points

2 Door Jumbo Pantry

605mm 900mm

1 Door Jumbo Pantry

605mm 450mm

4 Drawer Base Unit

585mm 450mm

3 Drawer Base unit

585mm 600mm

2 Door Base unit

585mm 900mm

1 Door Base unit

585mm 450mm

Oven/ Micro wave unit

605mm 600mm

Walk in Pantry

1027mm 605mm 1027mm

3/4 Drawer Base unit

585mm 900mm

Corner Base unit

900mm 585mm 585mm

Under Bench Oven Base unit

585mm 600mm

Corner Crockery

605mm 240mm 516mm 240mm

Wine Rack

330mm 133mm

1 Door

GLOSS WHITE	\$213.15
STANDARD COLOUR RANGE*	\$224.70

Height (mm)	870
Std Width	450
Cust Width	150-600
Depth (mm)	585

2 Door

GLOSS WHITE	\$280.35
STANDARD COLOUR RANGE*	\$302.40

Height (mm)	870
Std Width	900
Cust Width	600-900
Depth (mm)	585

600 - 3 Drawer

GLOSS WHITE	\$427.35
STANDARD COLOUR RANGE*	\$450.45

Height (mm)	870
Width (mm)	600
Depth (mm)	585

600 - 3 Drawer With 180mm Top drawer

GLOSS WHITE	\$438.90
STANDARD COLOUR RANGE*	\$460.95

Height (mm)	870
Width (mm)	600
Depth (mm)	585

900 - 3 Drawer

GLOSS WHITE	\$513.45
STANDARD COLOUR RANGE*	\$547.05

Height (mm)	870
Width (mm)	900
Depth (mm)	585

Wine Rack

GLOSS WHITE	\$176.40
STANDARD COLOUR RANGE*	\$186.90

Height (mm)	870
Width (mm)	133
Depth (mm)	330

1 Drawer Dishwasher

GLOSS WHITE	\$434.70
STANDARD COLOUR RANGE*	\$446.25

Height (mm)	870
Width (mm)	633
Depth (mm)	585

Under Bench Microwave Unit

GLOSS WHITE	\$434.70
STANDARD COLOUR RANGE*	\$446.25

Height (mm)	870
Width (mm)	600
Depth (mm)	585

Bin Cupboard

GLOSS WHITE	\$535.50
STANDARD COLOUR RANGE*	\$567.00

Height (mm)	870
Width (mm)	333
Depth (mm)	585

Base Units

Tall Units



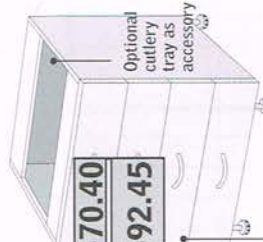
Complete with moulded plastic cutlery tray

GLOSS WHITE	\$470.40
STANDARD COLOUR RANGE*	\$492.45

GLOSS WHITE	\$416.85
STANDARD COLOUR RANGE*	\$437.85

4 Drawer

Height (mm)	870
Width (mm)	450
Depth (mm)	585

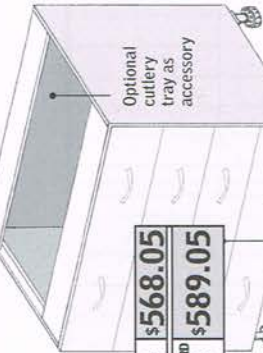


Optional cutlery tray as accessory

GLOSS WHITE	\$568.05
STANDARD COLOUR RANGE*	\$589.05

600 - 4 Drawer

Height (mm)	870
Width (mm)	600
Depth (mm)	585

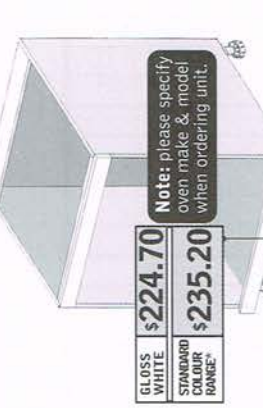


Optional cutlery tray as accessory

GLOSS WHITE	\$568.05
STANDARD COLOUR RANGE*	\$589.05

900 - 4 Drawer

Height (mm)	870
Width (mm)	900
Depth (mm)	585

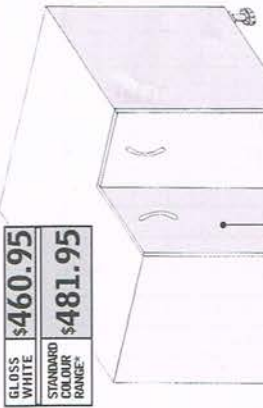


Note: please specify oven make & model when ordering unit.

GLOSS WHITE	\$224.70
STANDARD COLOUR RANGE*	\$235.20

Under Bench Oven

Height (mm)	870
Width (mm)	600
Depth (mm)	585



Option: Revolving Lazy Susan \$374.85

GLOSS WHITE	\$460.95
STANDARD COLOUR RANGE*	\$481.95

Corner Base Unit


Height (mm)	870
Width (mm)	900
Depth (mm)	585



GLOSS WHITE	\$278.25
STANDARD COLOUR RANGE*	\$385.35

Wine Rack

Height (mm)	2100
Width (mm)	133
Depth (mm)	330

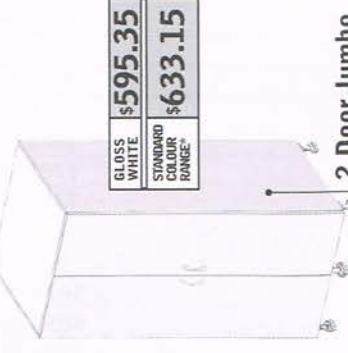


GLOSS WHITE	\$415.80
STANDARD COLOUR RANGE*	\$438.90

1 Door Jumbo Pantry

Height (mm)	2100
Width (mm)	450
Depth (mm)	615

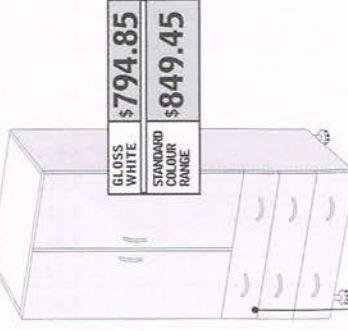
Custom width 150 - 450



GLOSS WHITE	\$595.35
STANDARD COLOUR RANGE*	\$633.15

2 Door Jumbo Pantry

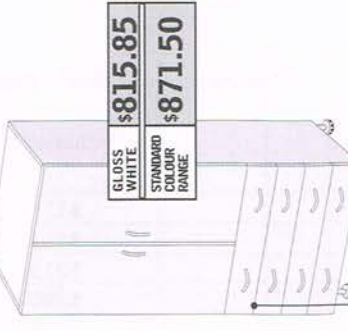
Height (mm)	2100
Width (mm)	900
Depth (mm)	615



GLOSS WHITE	\$794.85
STANDARD COLOUR RANGE*	\$849.45

2 Door 3 Drawer

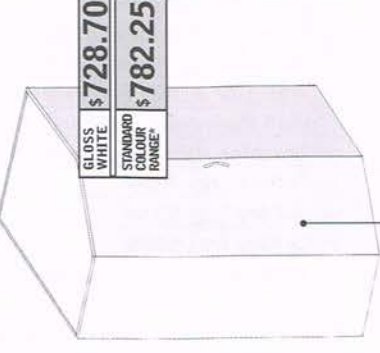
Height (mm)	2100
Width (mm)	900
Depth (mm)	615



GLOSS WHITE	\$815.85
STANDARD COLOUR RANGE*	\$871.50

2 Door 4 Drawer

Height (mm)	2100
Width (mm)	900
Depth (mm)	615



GLOSS WHITE	\$728.70
STANDARD COLOUR RANGE*	\$782.25

Walk-in Pantry

Height (mm)	2100
Width (mm)	1027
Depth (mm)	615

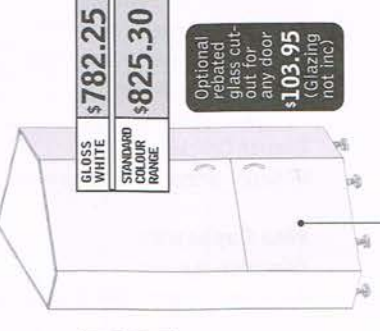


Note: please specify oven make & model when ordering unit.

GLOSS WHITE	\$686.70
STANDARD COLOUR RANGE*	\$728.70

Oven/Microwave Tower

Height (mm)	2100
Width (mm)	600
Depth (mm)	615

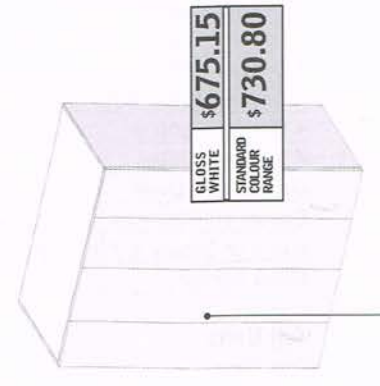


Optional rebated glass cut-out for any door \$103.95 (Glazing not inc)

GLOSS WHITE	\$782.25
STANDARD COLOUR RANGE*	\$825.30

Corner Crockery

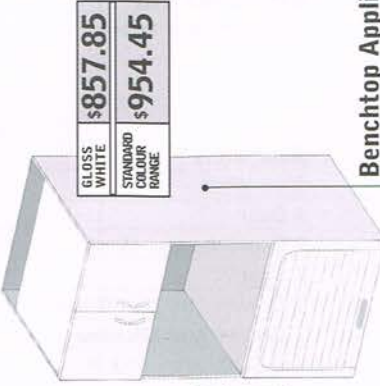
Height (mm)	2100
Width (mm)	605
Depth (mm)	615



GLOSS WHITE	\$675.15
STANDARD COLOUR RANGE*	\$730.80

Benchtop Pantry

Height (mm)	1192
Width (mm)	900/600
Depth (mm)	450



GLOSS WHITE	\$857.85
STANDARD COLOUR RANGE*	\$954.45

Benchtop Appliance Cupboard

Height (mm)	1192
Width (mm)	600
Depth (mm)	450

Laminate Benchtops

38mm Thick, 12 Fashion Colours Available

1.800(L) x 600(w) Rolled on the long edge	\$230
3.600(L) x 600(w) Complete with clashing strip, rolled on the long edge	\$404
1.800(L) x 900(w) Breakfast bar, rolled 2 long edges	\$368
3.600(L) x 900(w) Breakfast bar, rolled 2 long edges	\$715

Extra Services Available

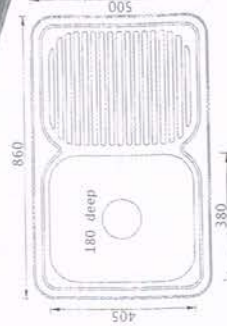
600(w) Benchtop, cut to your requirements	\$166.95
900(w) Benchtop, cut to your requirements	\$223.65
90° Mitre Join glued	\$155.40
90° Mitre Join dry - Glue/bolts included	\$112.35
Clash Seen end	\$55.65

Dakota 860 Sink Insert

Bowl Depth (mm) 180

Satin Finish

Overflow Included



\$284

Note: Tapware and accessories shown in picture are not included.

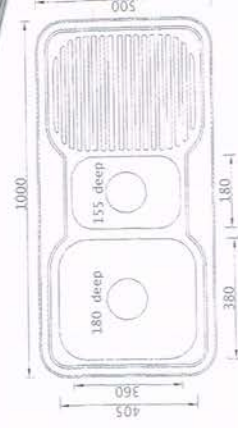
Dakota 1000 Sink Insert

Small Bowl Depth (mm) 155

Large Bowl Depth (mm) 180

Satin Finish

Overflow Included



\$320

Note: Tapware and accessories shown in picture are not included.

Specification Information

All sink inserts are manufactured from 18/10 or 18/08 stainless steel. All inserts are supplied with the installation requirements. i.e. Appropriate plug and waste kit, installation clips, cushion gaskets and thread adapter per waste kit supplied. If a wastemaster is not fitted to a 90mm hole then a basket waste is available as an extra.

Sink Inserts & Benchtops

GLOSS WHITE	\$149.10
STANDARD COLOUR RANGE	\$181.65

Openshelf Unit

Height (mm)	600
Width (mm)	400
Depth (mm)	330

GLOSS WHITE	\$149.10
STANDARD COLOUR RANGE	\$181.65

Corner Shelf

Height (mm)	600
Width (mm)	330
Depth (mm)	330

GLOSS WHITE	\$155.40
STANDARD COLOUR RANGE	\$176.40

Wine Rack

Height (mm)	600
Width (mm)	133
Depth (mm)	330

GLOSS WHITE	\$248.85
STANDARD COLOUR RANGE	\$271.91

Fridge Over-Cupboard Flap Door

Height (mm)	370
Width (mm)	700
Depth (mm)	330

GLOSS WHITE	\$201.60
STANDARD COLOUR RANGE	\$224.70

Fridge Over-Cupboard

Height (mm)	370
Width (mm)	700
Depth (mm)	330

GLOSS WHITE	\$291.90
STANDARD COLOUR RANGE	\$321.30

Microwave

Height (mm)	800
Width (mm)	600
Depth (mm)	450

GLOSS WHITE	\$224.70
STANDARD COLOUR RANGE	\$246.75

2 Door

Height (mm)	600
Std Width (mm)	900
Cust Width (mm)	150-600
Depth (mm)	330

GLOSS WHITE	\$179.55
STANDARD COLOUR RANGE	\$190.05

1 Door

Height (mm)	600
Std Width (mm)	450
Cust Width (mm)	150-600
Depth (mm)	330

PRICE ON APPLICATION

Rangehood Cupboard

Height (mm)	250
Width (mm)	600
Depth (mm)	330

Accessories

(16mm melteca)

Toe Kicks (2440x150)

Base end panel (870x590)

Tall unit end panel (2086x606)

Wall 1 & 2 door end panel (600x330)

Wall rangehood end panel (400x330)

Benchtop Pantry End Panel (1178x450)

Installation Screw Kit

Cutlery Tray (450)

Cutlery Tray (600)

Cutlery Tray (900)

Slim Bow Handles

	GLOSS WHITE	STANDARD COLOUR RANGE
Toe Kicks (2440x150)	\$26.25	\$34.65
Base end panel (870x590)	\$40.95	\$52.50
Tall unit end panel (2086x606)	\$80.25	\$111.30
Wall 1 & 2 door end panel (600x330)	\$26.25	\$34.65
Wall rangehood end panel (400x330)	P.O.A	P.O.A
Benchtop Pantry End Panel (1178x450)	\$31.50	\$42.00
Installation Screw Kit	\$21.00	\$21.00
Cutlery Tray (450)	\$24.00	\$24.00
Cutlery Tray (600)	\$36.00	\$36.00
Cutlery Tray (900)	\$67.20	\$67.20
Slim Bow Handles	\$5.50	\$5.50

We can custom cut and clash 16mm gloss white or standard colour range to your requirements. Just give us your measurements and specify edges

Wall Cupboards

6 easy steps to help you design your own kitchen

- Step 1.** Measure walls (If not lined allow for gib thickness).
- Step 2.** Draw wall dimensions onto grid paper.
10 small squares = 1 metre.
- Step 3.** Mark position of waste, water, gas connection, doors and windows.
- Step 4.** Either draw onto grid or cut out footprints on page 2 and create you kitchen layout. Work out the units required. (Remember if end panels are required to allow 16mm for each panel)
- Step 5.** What if it doesn't fit? We are happy to customise the width of our 1 door base unit and 1 door wall cupboard to suit (maximum 600mm, minimum 150mm).
- Step 6.** Work out the benchtop lengths, jointers, breakfast bars, end panels, toe kicks and sink inserts you require and go to the pricing schedule / checklist... it's easy!

Some points to consider...

The average space (including clearance) required for a:

Dishwasher = 610mm

Fridge = 700mm

Freestanding Stove = 640mm (Some newer models require less, please check)


Be sure to place a 900mm wide 2 door base unit under the bowl/s of the sink insert.

Position the dishwasher under the drainer tray of the sink insert if possible.

Its best not to position wall cupboards over the sink insert.

Don't position freestanding stoves or hobs in front of windows.

During installation be sure to screw all modules together with 1 1/8 csk screws.



Retail Price List
Effective as of 2018

	Quantity	White Price (Including GST)	Standard Colour Price (Including GST)	Total
Base Units				
Base Wine		\$176.40	\$186.90	
1 Door		\$213.15	\$224.70	
1 Door - Custom Width		\$213.15	\$224.70	
2 Door		\$280.35	\$302.40	
1 Drawer 600 Dish Drawer		\$434.70	\$446.25	
2 Drawer 600 Microwave		\$434.70	\$446.25	
Bin Cupboard - 333 w		\$535.50	\$567.00	
3 Drawer - 600 w		\$427.35	\$450.45	
3 Drawer - 600 w 180mm Top Drawer		\$438.90	\$460.95	
3 Drawer - 900 w		\$513.45	\$535.50	
4 Drawer 450 w Cutlery Tray		\$416.85	\$437.85	
4 Drawer - 600 w		\$470.40	\$492.45	
4 Drawer - 900w		\$568.05	\$589.05	
Underbench Oven		\$224.70	\$235.20	
Corner unit 900mm x 900mm		\$460.95	\$481.95	
Extra to Supply & Fit Lazy Susan		\$374.85	\$374.85	
Blind Corner		\$309.75	\$334.95	

Tall Units				
Tall Wine		\$278.25	\$385.35	
1 Door Jumbo Pantry		\$415.80	\$438.90	
2 Door Jumbo Pantry		\$595.35	\$633.15	
2 Door 3 Drawer Pantry 900		\$794.85	\$849.45	
2 Door 4 Drawer Pantry 900		\$815.85	\$871.50	
Corner Walk in Pantry		\$728.70	\$782.25	
Oven/Microwave Tower		\$686.70	\$728.70	
Corner Crockery		\$782.25	\$825.30	
Rebated Glass cutout (no glass) per door		\$103.95	\$103.95	

Wall Cupboards				
Benchtop Pantry		\$675.15	\$730.80	
Appliance Microwave Cupboard		\$857.85	\$954.45	
Wall Wine		\$155.40	\$176.40	
Corner Shelf 330 x 330		\$149.10	\$181.65	
Wall Shelf 400 wide		\$149.10	\$181.65	
Range Hood Cupboard		POA	POA	
Fridge Over Cupboard		\$201.60	\$224.70	
Fridge Over Cupboard Flap Door		\$248.85	\$271.91	
1 Door		\$179.55	\$190.05	
1 Door - Custom		\$179.55	\$190.05	
2 Door		\$224.70	\$246.75	
Microwave Unit		\$291.90	\$321.30	

Accessories				
Toekicks 2440 x 150		\$26.25	\$34.65	
Base Unit End Panel 870 x 585		\$40.95	\$52.50	
Tall Unit End Panel 2100 x 615		\$80.25	\$111.30	
Wall 1 or 2 Door End Panels 600 x 330		\$26.25	\$34.65	
Wall Rangehood End Panel 400 x 330		POA	POA	
Benchtop Pantry End Panel 1192 x 450		\$31.50	\$42.00	
Cutlery Tray 450w		\$24.00	\$24.00	
Cutlery Tray 600w		\$36.00	\$36.00	
Cutlery Tray 900w		\$67.20	\$67.20	
16mm Melteca Cut & Clash		POA	POA	
Handles - Silver Bow 128mm		\$5.50	\$5.50	
Handles - ups spec Heritage Hardware (8 to choose from)		\$13.50	\$13.50	
Installation Screw Kit		\$21.00	\$21.00	
Scribber 2100 x 150 Clash one side		\$30.45	\$39.90	
Scribber 720 x 150 Clash one side		\$13.65	\$17.33	

Please Note: For non standard Melteca & Melamine colours add 33%

To: Cut down a standard Unit from original size add 20% to the price. To custom make larger P.O.A

TOTAL